

MUNICIPIO DE XOCHITLÁN TODOS SANTOS
Puebla

Estado Analítico de Ingresos Presupuestales

Del 01/ene/2018 Al 30/sep/2018

Fecha y 09/oct/2018

hora de Impresión 09:05 p.m.

/ISOR

Rep: rptEstadoPresupuestoIngresosRB_CP

| Rubros de los Ingresos | Ingreso | | | | | Diferencia (6=5-1) |
|---|------------------------|--|------------------------|------------------------|------------------------|-----------------------|
| | Estimado (1) | Ampliaciones / (Reducciones) (2) | Modificado (3=1+2) | Devengados (4) | Recaudado (5) | |
| INGRESOS DERIVADOS DE FINANCIAMIENTOS | \$0.00 | \$0.00 | \$0.00 | \$0.00 | \$0.00 | 0.00 |
| IMPUESTOS | \$289,184.81 | \$56,292.42 | \$345,477.23 | \$271,443.75 | \$271,443.75 | -17,741.06 |
| CUOTAS Y APORTACIONES DE SEGURIDAD SOCIAL | \$0.00 | \$0.00 | \$0.00 | \$0.00 | \$0.00 | 0.00 |
| CONTRIBUCIONES DE MEJORAS | \$0.00 | \$0.00 | \$0.00 | \$0.00 | \$0.00 | 0.00 |
| DERECHOS | \$414,888.02 | \$320,659.05 | \$735,547.07 | \$547,835.05 | \$547,835.05 | 132,947.03 |
| PRODUCTOS | \$137,784.52 | \$4,444.30 | \$142,228.82 | \$123,518.30 | \$123,518.30 | -14,266.22 |
| Corriente | \$137,784.52 | \$4,444.30 | \$142,228.82 | \$123,518.30 | \$123,518.30 | -14,266.22 |
| Capital | \$0.00 | \$0.00 | \$0.00 | \$0.00 | \$0.00 | 0.00 |
| APROVECHAMIENTOS | \$9,500.00 | \$7,720.00 | \$17,220.00 | \$16,920.00 | \$16,920.00 | 7,420.00 |
| Corriente | \$9,500.00 | \$7,720.00 | \$17,220.00 | \$16,920.00 | \$16,920.00 | 7,420.00 |
| Capital | \$0.00 | \$0.00 | \$0.00 | \$0.00 | \$0.00 | 0.00 |
| INGRESOS POR VENTAS DE BIENES | \$0.00 | \$0.00 | \$0.00 | \$0.00 | \$0.00 | 0.00 |
| PARTICIPACIONES Y APORTACIONES | \$27,755,289.14 | \$2,301,217.24 | \$30,056,506.38 | \$23,668,748.85 | \$23,668,748.85 | -4,086,540.29 |
| TRANSFERENCIAS, ASIGNACIONES, SUBSIDIOS Y OTRA AYUDAS | \$0.00 | \$0.00 | \$0.00 | \$0.00 | \$0.00 | 0.00 |
| Total | \$28,606,646.49 | \$2,690,333.01 | \$31,296,979.50 | \$24,628,465.95 | \$24,628,465.95 | -3,978,180.54 |

| Estado Analítico de Ingresos por Fuente de Financiamiento | Ingreso | | | | | Diferencia (6=5-1) |
|--|-----------------|--|-----------------------|-------------------|------------------|-----------------------|
| | Estimado (1) | Ampliaciones / (Reducciones) (2) | Modificado (3=1+2) | Devengados (4) | Recaudado (5) | |

Ingresos del Gobierno

| | | | | | | |
|--|-----------------|----------------|-----------------|-----------------|-----------------|---------------|
| IMPUESTOS | \$289,184.81 | \$56,292.42 | \$345,477.23 | \$271,443.75 | \$271,443.75 | -17,741.06 |
| CONTRIBUCIONES DE MEJORAS | \$0.00 | \$0.00 | \$0.00 | \$0.00 | \$0.00 | 0.00 |
| DERECHOS | \$414,888.02 | \$320,659.05 | \$735,547.07 | \$547,835.05 | \$547,835.05 | 132,947.03 |
| PRODUCTOS | \$137,784.52 | \$4,444.30 | \$142,228.82 | \$123,518.30 | \$123,518.30 | -14,266.22 |
| Corriente | \$137,784.52 | \$4,444.30 | \$142,228.82 | \$123,518.30 | \$123,518.30 | -14,266.22 |
| Capital | \$0.00 | \$0.00 | \$0.00 | \$0.00 | \$0.00 | 0.00 |
| APROVECHAMIENTOS | \$9,500.00 | \$7,720.00 | \$17,220.00 | \$16,920.00 | \$16,920.00 | 7,420.00 |
| Corriente | \$9,500.00 | \$7,720.00 | \$17,220.00 | \$16,920.00 | \$16,920.00 | 7,420.00 |
| Capital | \$0.00 | \$0.00 | \$0.00 | \$0.00 | \$0.00 | 0.00 |
| PARTICIPACIONES Y APORTACIONES | \$27,755,289.14 | \$2,301,217.24 | \$30,056,506.38 | \$23,668,748.85 | \$23,668,748.85 | -4,086,540.29 |
| TRANSFERENCIAS, ASIGNACIONES, SUBSIDIOS Y OTRA AYUDA | \$0.00 | \$0.00 | \$0.00 | \$0.00 | \$0.00 | 0.00 |

Ingresos de Organismos y Empresas

| | | | | | | |
|---|--------|--------|--------|--------|--------|------|
| CUOTAS Y APORTACIONES DE SEGURIDAD SOCIAL | \$0.00 | \$0.00 | \$0.00 | \$0.00 | \$0.00 | 0.00 |
| INGRESOS POR VENTAS DE BIENES | \$0.00 | \$0.00 | \$0.00 | \$0.00 | \$0.00 | 0.00 |

MUNICIPIO DE XOCHITLÁN TODOS SANTOS
Puebla

Estado Analítico de Ingresos Presupuestales

Del 01/ene/2018 Al 30/sep/2018




Fecha y 09/oct/2018

hora de Impresión 09:05 p.m.

/ISOR

Rep: rptEstadoPresupuestoIngresosRB_CP

| Rubros de los Ingresos | Ingreso | | | | | Diferencia (6=5-1) |
|---|------------------------|--|------------------------|------------------------|------------------------|-----------------------|
| | Estimado (1) | Ampliaciones / (Reducciones) (2) | Modificado (3=1+2) | Devengados (4) | Recaudado (5) | |
| Ingresos Derivados de Financiamiento | | | | | | |
| INGRESOS DERIVADOS DE FINANCIAMIENTOS | \$0.00 | \$0.00 | \$0.00 | \$0.00 | \$0.00 | 0.00 |
| Total | \$28,606,646.49 | \$2,690,333.01 | \$31,296,979.50 | \$24,628,466.95 | \$24,628,466.95 | -3,978,180.54 |


 C. MATILDE DEMETRIO VALLEJO JUAREZ
 PRESIDENTE MUNICIPAL

 PRESIDENCIA MUNICIPAL
 H. AYUNTAMIENTO
 DE XOCHITLÁN
 TODOS SANTOS
 PUEBLA
 2014 - 2018
 C. LIZBETH VALIENTE VALLEJO
 SECRETARIA GENERAL

 SECRETARIA GENERAL
 H. AYUNTAMIENTO
 DE XOCHITLAN
 TODOS SANTOS,
 PUEBLA
 2014 - 2018


 C. SENOBIO GUZMAN HERNANDEZ
 TESORERO MUNICIPAL

 TESORERO MUNICIPAL
 AYUNTAMIENTO
 DE XOCHITLAN
 TODOS SANTOS,
 PUEBLA
 2014 - 2018